

Shanghai ShiBang Machinery CO.,LTD
-----PRODUCT INTRODUCTION-----

Portable type series
mobile Impact crushing Plant

International Dept.1: Tel: 0086-21-58386189 Fax:0086-21-58386211

International Dept.2: Tel: 0086-21-58386176 Fax:0086-21-58386211

International Dept.3: Tel: 0086-21-58386186 Fax:0086-21-58386211

E-mail:sbm@sbmchina.com

Yahoo! ID:sbmcrusher@yahoo.com | Skype ID:sbmchina

Office Add:No.416 Jianye Road,Pudong New Area, Shanghai, China

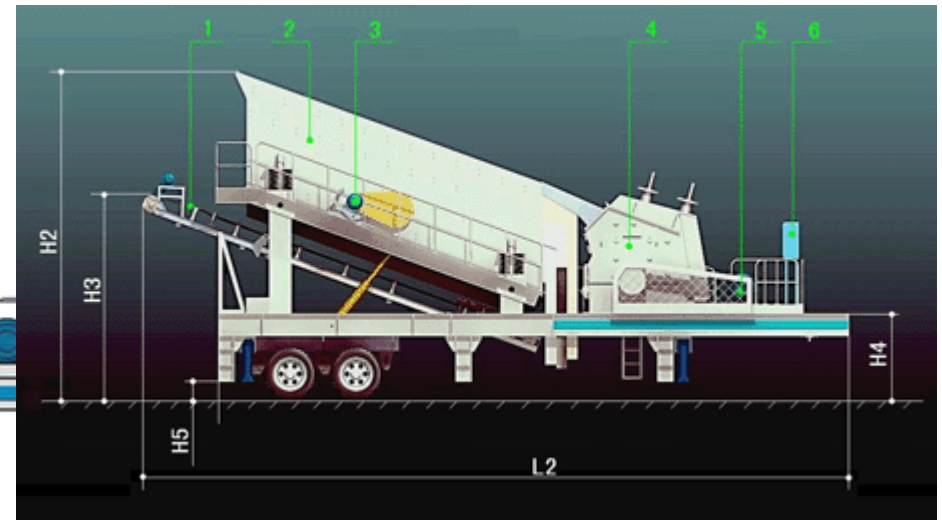
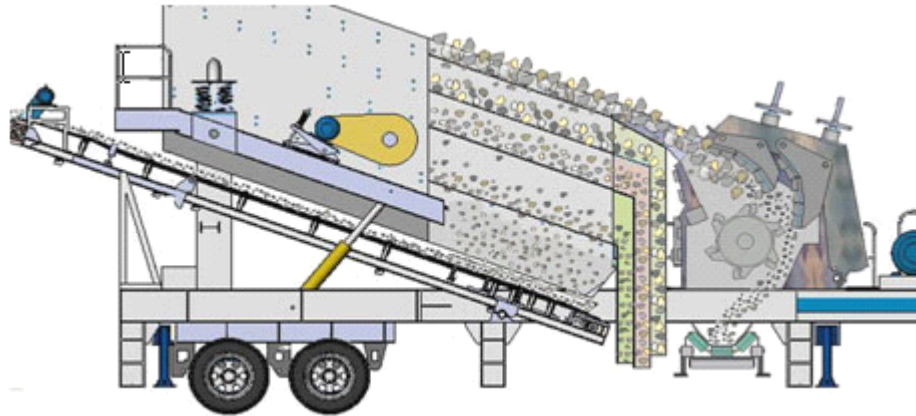
Postcode: 201201

Portable type series mobile Impact crushing Plant

SBM company one of the most famous rock and mineral processing company in the world, is launching a new comprehensive portable plant for efficient fully mobile crushing.

Features of portable impact crushing plant main unit:

-- High capacity, efficiency, economy, high adaptability, crushing-screening, self-loading conveyor.




International Dept.1: Tel: 0086-21-58386189 Fax:0086-21-58386211
International Dept.2: Tel: 0086-21-58386176 Fax:0086-21-58386211
International Dept.3: Tel: 0086-21-58386186 Fax:0086-21-58386211

Fixed method of whole mobile crusher (Routine way)

Choose the working place→Level the place→Transport the mobile crusher to the reasonable place→Extend the elevating landing leg→Dig a hole under the fixed leg. The hole’s size is up the soil. If the soil is loosening, please dig deeper and larger. →Fix the active leg to the fixed leg with binder bolt→ Fill the hole of active leg with concrete→Adjust the face of concrete after congealing→ Retract the elevating landing leg. Putting some crosstie or supporting tools under the vehicle will better steady the whole machine..


Specification and model of main unit:

Parameter Medol	Vibrating screen	Impact crusher	Belt conveyor(down)	Belt conveyor(Up)	Belt conveyor	Capacity(t/h)	Power(kw)	Remarks
Y3S1548F1010	3YZS1548	PBF1010	B500X7M			30-275	70-90	
Y3S1848F1210	3YZS1848	PBF1210	B650X7M			56-330	128.5-150.5	
Y3S1860F1214	3YZS1860	PBF1214	B650X8M			65-586	154-190	
Y3S2160F1315	3YZS2160	PBF1315	B800X8M			81-720	210-297	
Y3S1848F1210Z	3YZS1848	PBF1210	B650X7M	B650X16M	B650X10M	56-330	148-168	Self-loading
Y3S1860F1214Z	3YZS1860	PBF1214	B650X8M	B800X16M	B800X11M	65-586	182-218	Self-loading



International Dept.1: Tel: 0086-21-58386189 Fax:0086-21-58386211
International Dept.2: Tel: 0086-21-58386176 Fax:0086-21-58386211
International Dept.3: Tel: 0086-21-58386186 Fax:0086-21-58386211

Parameter								
Model	LengthL1	WidthB1	heightH1	Max.heightH2	Max.widthB2	Heigth of belt conveyerH3	wheel	Weig ht (t)
Y3S1548F1010	12500mm	2500mm	4000mm	6000mm	2800mm	4000mm	Paratactic double axles	42
Y3S1848F1210	12500mm	2800mm	4500mm	6500mm	3000mm	4000mm	Paratactic double axles	46
Y3S1860F1214	13500mm	2800mm	4500mm	6500mm	3000mm	4200mm	Paratactic tri- axle	51
Y3S2160F1315	14000mm	3000mm	4800mm	6500mm	3200mm	4200mm	Paratactic tri- axle	57
Y3S1848F1210Z	18000mm	2800mm	4500mm	6700mm	3000mm	4000mm	Paratactic quarter- axle	55
Y Y3S1860F1214Z	18000mm	3000mm	4500mm	6700mm	3000mm	4200mm	Paratactic quarter- axle	61



International Dept.1: Tel: 0086-21-58386189 Fax:0086-21-58386211
International Dept.2: Tel: 0086-21-58386176 Fax:0086-21-58386211
International Dept.3: Tel: 0086-21-58386186 Fax:0086-21-58386211